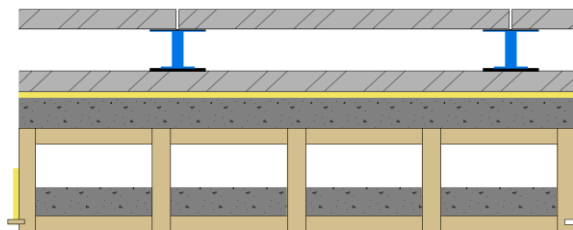


Schalldämm-Mass

4360

mm kg/m²



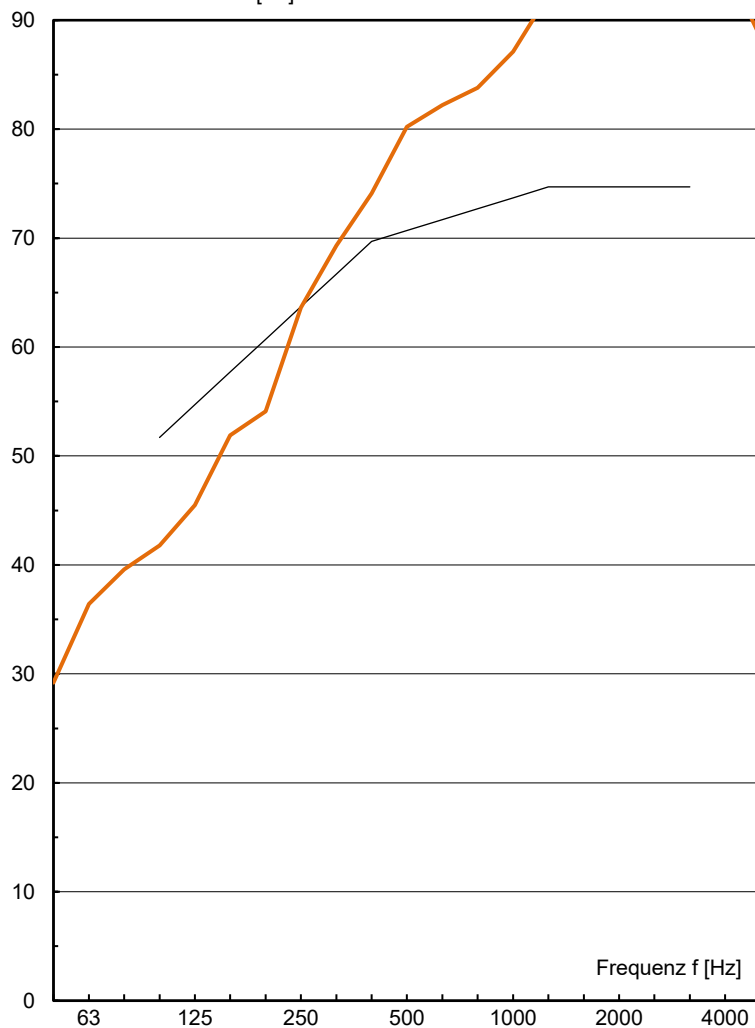
Hohlboden 38mm Lindner Nortec L38	140	58
Lindner Gipsfaserplatte FLOOR and moi	40	54
Isover Akustik EP 3, s' ≤ 40MN/m ³	12	2
Splitt	60	90
LIGNATUR Flächenelement REI30 mit Schüttung 50kg/m ²	200	39
		50

452 293

$$R_w (C ; C_{tr}) = 70 (-4 ; -11) \text{ dB}$$

(C = C₁₀₀₋₃₁₅₀ ; C_{tr} = C_{tr,100-3150})

Schalldämm-Mass R [dB]



ift Rosenheim

R _w	70.7
C ₁₀₀₋₃₁₅₀	-4
C ₅₀₋₃₁₅₀	-7
C ₁₀₀₋₅₀₀₀	-3
C ₅₀₋₅₀₀₀	-6
C _{tr,100-3150}	-11
C _{tr,50-3150}	-18
C _{tr,100-5000}	-11
C _{tr,50-5000}	-18

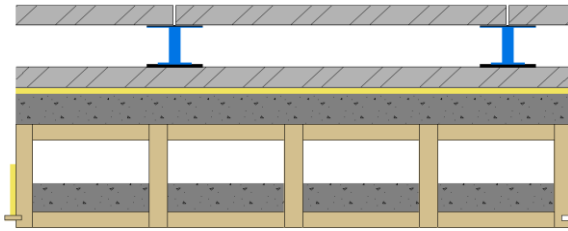
f [Hz]	R [dB]
50	29.2
63	36.4
80	39.6
100	41.8
125	45.5
160	51.9
200	54.1
250	63.6
315	69.3
400	74.1
500	80.2
630	82.2
800	83.8
1000	87.1
1250	92.3
1600	92.1
2000	94.5
2500	96.0
3150	95.9
4000	95.3
5000	88.4

Messung: 4360
 Datum: 12.09.23
 Prüffläche: 20.0 m²
 Volumen: 62.0 m³
 Abweichung:

Norm-Trittschallpegel

4360

mm kg/m²



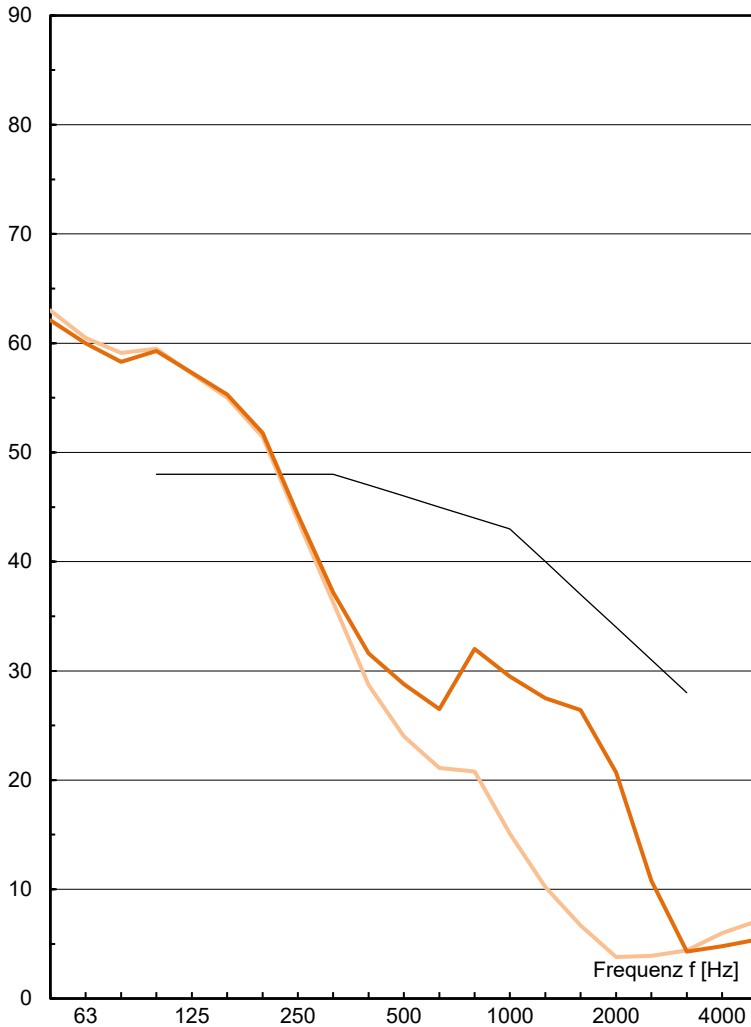
Hohlboden 38mm Lindner Nortec L38	140	58
Lindner Gipsfaserplatte FLOOR and moi	40	54
Isover Akustik EP 3, s' ≤ 40MN/m ³	12	2
Splitt	60	90
LIGNATUR Flächenelement REI30	200	39
mit Schüttung 50kg/m ²		50

452 293

$$L_{n,w} (C_1) = 46 (2) \text{ dB}$$

(C₁ = C_{1,100-2500})

Norm-Trittschallpegel L_n [dB]



	ift Rosenheim	mit Parkett (orientierend)
L _{n,w}	46.0	45.8
C _{1,100-2500}	2	2
C _{1,50-2500}	6	7
C _{1,50-250}	6	7

f [Hz]	L _n [dB]	L _n [dB]
50	62.1	63.0
63	60.0	60.5
80	58.3	59.1
100	59.3	59.5
125	57.3	57.2
160	55.3	55.0
200	51.8	51.4
250	44.3	43.8
315	37.2	36.3
400	31.6	28.7
500	28.8	24.0
630	26.5	21.1
800	32.0	20.8
1000	29.5	15.1
1250	27.5	10.2
1600	26.4	6.7
2000	20.7	3.8
2500	10.8	3.9
3150	4.3	4.4
4000	4.8	6.0
5000	5.4	7.1

Messung:	4360	4360
Datum:	12.09.23	12.09.23
Bezugsfläche:	10.0 m ²	10.0 m ²
Volumen:	62.0 m ³	62.0 m ³
Abweichung:		